

Mafatlal Industries Ltd

Mafatlal Industries Ltd | BSE Code: 500264 | Market Data as on Date: 07 Sept 2015

Current Price (Rs)	214.20	Market Cap (Rs. Crores)	298.01	Book Value (Rs)	262.67
52 Week High (Rs)	319.60	Shares Outstanding	1,39,12,886	P/B Ratio	0.82
52 Week Low (Rs)	121.00	Beta - Sensex	1.25	Earnings Per Share (Rs)	13.34
Face Value per Share (Rs)	10.00	Dividend Yield (%)	1.40	P/E Ratio	16.06

Company Info:

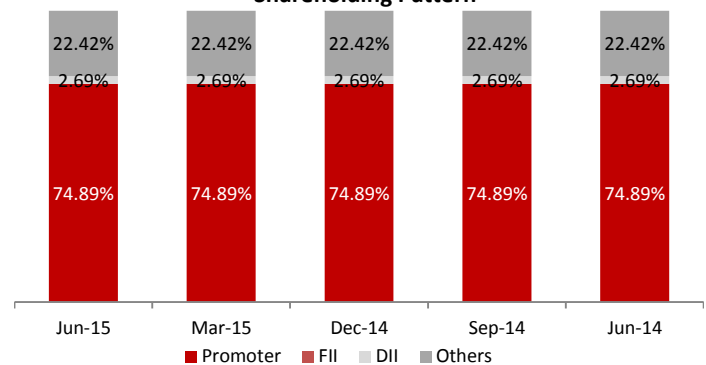
Mafatlal Industries Limited manufactures and trades textiles in India. It offers men's wear, such as shirting, suitings, trousering, shirtings, and readymades; women's wear, including prints, voiles, sarees, rubia, and night wear products; school uniforms; corporate uniforms; work uniforms; hospitality uniforms; medical uniforms; bed linen products and ready-to-stitch packs. It sells its fabrics and ready-made garments under the Trendz brand name, as well as operates retail shops under the Mafatlal Family Shop brand name. The Company also exports its products to the United States, South America, the United Kingdom, Switzerland, Italy, France, Germany, the United Arab Emirates, Qatar, Saudi-Arabia, Yemen, Oman, Egypt, Bangladesh, Sri Lanka, Sudan, Mauritania, Malaysia, Indonesia, Thailand, Hong Kong, and Japan. Mafatlal Industries Limited was founded in 1905 and is headquartered in Mumbai, India.

Peer Comparison

	Mafatlal Ind	Alok Ind	Bombay Dye
Sales	372.06	3,387.67	404.71
PAT	6.51	9.72	(53.37)
Equity	13.91	1,377.33	41.31
EPS	4.68	0.07	(2.58)
OPM (%)	4.30	22.33	4.97
NPM (%)	1.75	0.29	(13.19)

* Peers are grouped according to sector and market cap

Shareholding Pattern



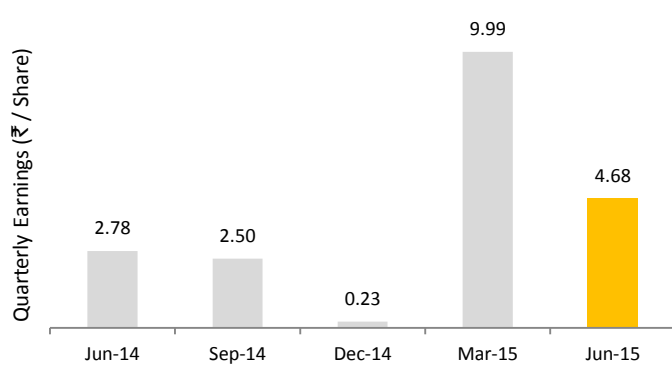
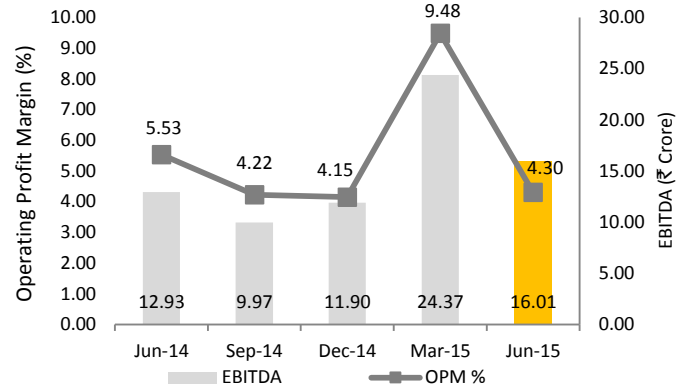
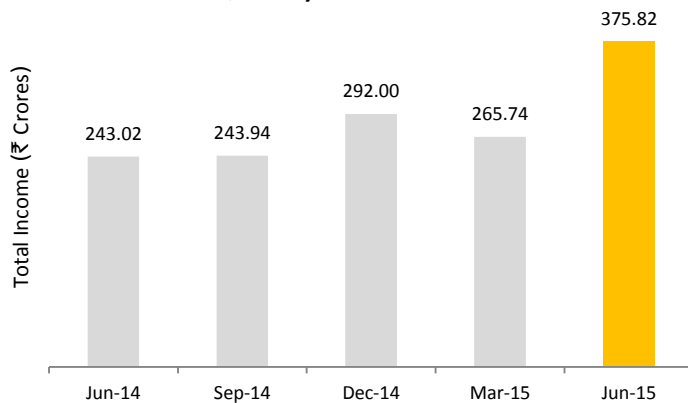
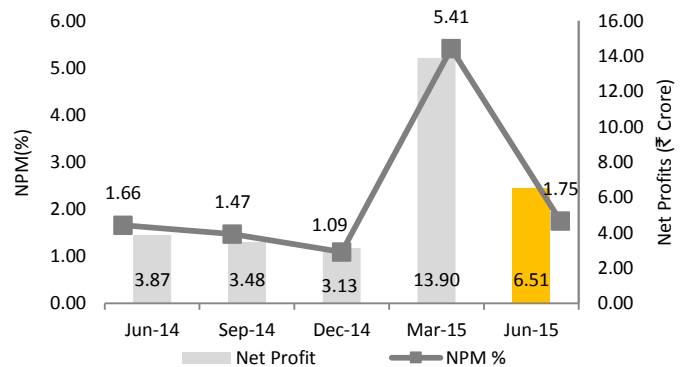
Quarterly Review - Jun 15:

The Company has recorded revenues of Rs 372.06 Crores during the current quarter as against Rs 233.57 Crores for the corresponding quarter last year. EBITDA margins for the current quarter decreased to 4.30% in Jun quarter this year as compared to 5.54% in the same quarter previous year. The Profit after Tax (PAT) for current quarter stood at Rs 6.51 Crores.

Quarterly Results:

Income Statement

	Figures in Rs Crores							
	Jun-15	% of (1)	Jun-14	% of (1)	Mar-15	% of (1)	Dec-14	% of (1)
Revenue	372.06		233.57		256.99		286.56	
Total Income	375.82		243.02		265.74		292.00	
Expenditure	(359.82)	-96.71%	(230.09)	-98.51%	(241.37)	-93.92%	(280.10)	-97.75%
Interest	(3.65)	-0.98%	(3.94)	-1.69%	(4.85)	-1.89%	(4.24)	-1.48%
PBDT	12.36	3.32%	8.99	3.85%	19.52	7.60%	7.66	2.67%
PBIDT	16.01	4.30%	12.93	5.54%	24.37	9.48%	11.90	4.15%
Depreciation	(4.75)	-1.28%	(5.41)	-2.32%	(4.77)	-1.86%	(4.18)	-1.46%
PBT	7.61	2.05%	3.57	1.53%	14.76	5.74%	3.48	1.21%
Tax	(1.10)	-0.30%	0.30	0.13%	(0.86)	-0.33%	(0.35)	-0.12%
Net Profit	6.51	1.75%	3.87	1.66%	13.90	5.41%	3.13	1.09%

Quarter on Quarter Changes:
Quarterly EPS History

Operational Profitability

Quarterly Income Growth

Quarterly PAT Margins


DISCLOSURE: THIS REPORT HAS BEEN SPONSORED BY BSE - INVESTOR PROTECTION FUND TRUST

RESEARCH ANALYST: WAHEED SHAIKH

DISCLAIMER: While SES has made every effort and has exercised due skill, care and diligence in compiling this report based on publicly available information, it neither guarantees its accuracy, completeness or usefulness, nor assumes any liability whatsoever for any consequence from its use. This report does not have any approval, express or implied, from any authority, nor is it required to have such approval. The users are strongly advised to exercise due diligence while using this report. This report in no manner constitutes an offer, solicitation or advice to buy or sell securities, nor solicits votes or proxies on behalf of any party. SES has no financial liability whatsoever, to the subscribers / users of this report. The report is released in India and SES has ensured that it is in accordance with Indian laws. Person resident outside India shall ensure that laws in their country are not violated while using this report; SES shall not be responsible for any such violation. This report should not be reproduced or redistributed or communicated directly or indirectly in any form to any other person - especially outside India or published or copied in whole or in part, for any purpose.

ABOUT SES: Stakeholders' Empowerment Services is a not for profit initiative of like-minded people with a vision to achieve a corporate governance state where all stakeholders are treated in just and fair manner. We believe that this journey can be possible only with active participation of all stakeholders. For more information please contact SES at +91 22 4022 0322, or via e-mail: info@sesgovernance.com

SEBI Reg. No. INH000000016

Stakeholders' Education | Proxy Advisory | Corporate Governance Research | Corporate Governance Score